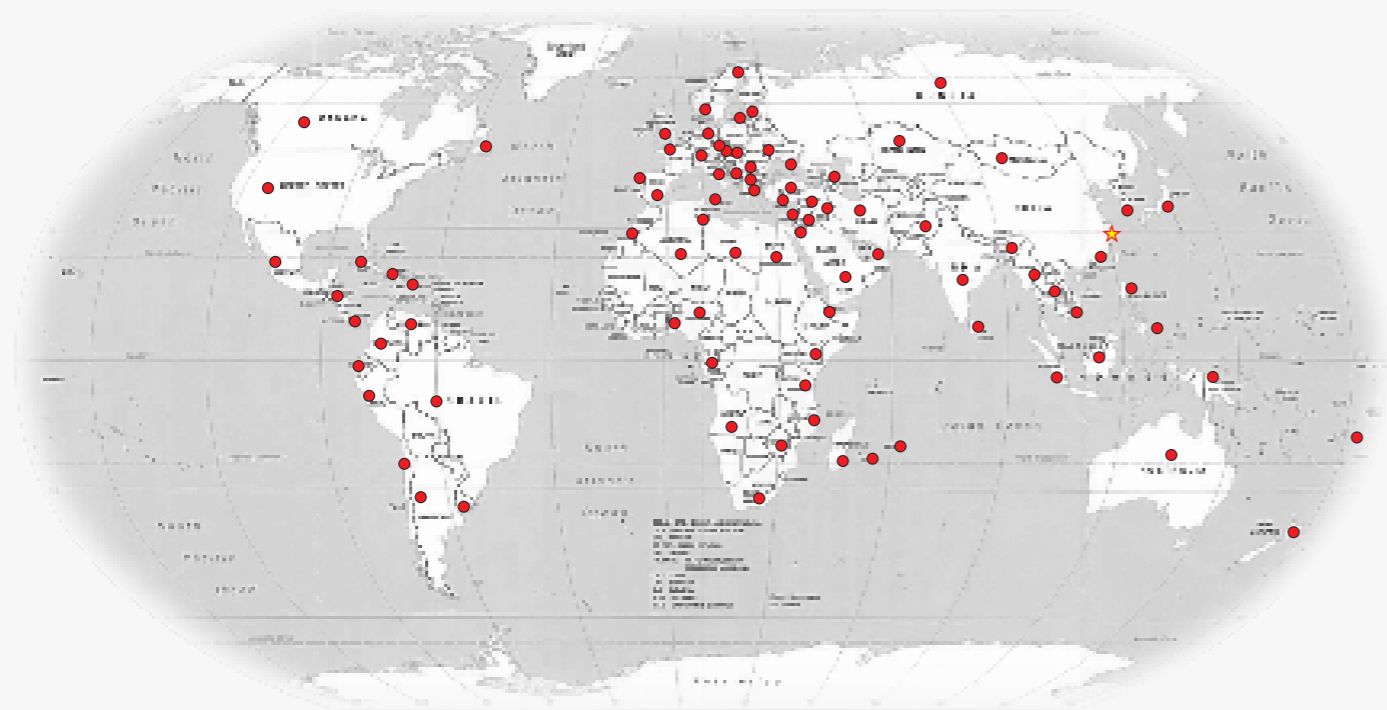


GLOBAL SALES NETWORK



R Series

12.0/14.0/16.0t Diesel



CE CERTIFICATE



ISO14001: 2004



ISO9001: 2008

HANGCHA GROUP CO., LTD.
(Zhejiang Hangcha Imp. & Exp.Co.,Ltd.)

www.hcforlift.com

Add:398 Shi Qiao Road, Hangzhou Zhejiang province, China(310022)

Factory site:No.88,Donghuan Rd., Economic Development Zone Lin'an, Zhejiang, China(311305)

Tel: +86-571-88926755

Fax: +86-571-88926789 88132890

E-mail: sales@hcforlift.com

HANGCHA GROUP CO., LTD. Reserves the right to make any changes without notice concerning colors, equipment, or specifications detailed in this brochure, or to discontinue individual models. The colors of trucks, delivered may differ slightly from those in brochures.

2014 VERSION 2/COPYRIGHT 2014/03

HANGCHA GROUP CO., LTD.

Drive axle

Made in China, HANGCHA-customized, heavy-duty car master reducer, wheel end reducer; open cam brake, air pressure driving brake, spring energy storage parking brake.

Gear-box

Imported gear-box, multi-stage torque converter, big converter ratio, wide range of auto-adjust speed; stable and smooth shift, 2 stage forward and 1 stage backward, easy operation and maintenance.

Steering system

HANGCHA-made transverse steering axle; with sensors item is to make easy steering.

Hydraulic system

China made pump valve. Multi-hydraulic valve make it easy to operate. Load sensor hydraulic system, double pumps supply, dynamic load sensor priority valve, reduce non-working power consumption, reduce hydraulic oil temperature.

Chassis

Combine frame structure with box-shape structure; high intensity, low weight, increase the cooling area of oil tank.

Power system

Yuchai YC6B160Z-T21 turbocharger 6 cylinders engine, high performance, low oil consumption, low speed with high torque, great power reserve. Great capacity cooler, oil and water are together, huge cooling area, abundant cooling capacity.

Lifting assembly

Connect with body pin shaft, wide double mast, increased gantry resistance to torsion, wide view; standard forks can be adjusted with leading screw by hand, cylinder adjust is an option.

Overhead guard

Full-floating type, connected with 4 point type rubber absorber; tilted structure is easy to enter and maintain inside; diminutive steering column and steering wheel, wide space for drivers legs. Cabin is for an option.

Electrical system

Combined dashpanel. Well-equipped information display, with alert function. Neutral starting in 0 shift of engine; low brake pressure alert; it will sound alert when low pressure or non-lease parking brake occurs.


Brake system

Adopt auto parts, air pressure power brake, which has the virtues that are not only with little strength but also no pollution which oil leakage causes.

R series 12.0 - 16.0t forklift specification:

		HANGCHA GROUP CO., LTD.						
		CPCD120		CPCD140		CPCD160		
		XG35	XW25	XG35	XW25	XW40	XW25	
General	1	Manufacturer		HANGCHA GROUP CO., LTD.				
	2	Basic model		CPCD120		CPCD140		
	3	Type		XG35	XW25	XG35	XW25	
	4	Power type		Diesel		Diesel		
Dimensions	5	Rated capacity		12000		14000		
	6	Load center		600		600		
	7	Fork spread(outside)		520 / 2200		520 / 2200		
	8	Lift height		3000		3000		
	9	Fork size		L×W×T		1500×200×85		
	10	Mast tilt range		F / R		6 / 12		
	11	Fork overhang(Wheel center to fork face)		760		785		
	12	Length to face of fork		4500		4710		
	13	Overall width		2420		2490		
	14	Mast lowered height		3180		3270		
Performance	15	Overhead guard height/Cabin height		2910/3050		2940/3080		
	16	Overall length(standard fork length)		6000		6210		
	17	Turning radius(outside)		4150		4350		
	18	Speed		Travel (No load / Full load)		km/h		
	19	Lifting / Lowering (Full load)		mm/sec		350		
	20	Max. gradeability(Full load)		%		20		
	21	Max. drawbar pull (Full load)		kN		100		
	Chassis	22	Tyres		Front		mm	
		23	Rear		mm		10.00 - 20 - 14PR	
		24	Tread		Front/Rear		mm	
25		Wheelbase		mm		3000		
26		Ground clearance		Mast		mm		
27		Wheelbase center		mm		315		
28		Self weight		kg		15600		
29		Battery		Voltage / Capacity(20HR)		V/Ah		
Power	30	Model		YC6B160Z-T21		QSB6.7-C160		
	31	Manufacture		CHINA		CUMMINS		
	32	Rated output / r.p.m.		kw/imp		115 / 2300		
	33	Rated torque / r.p.m.		N-m/imp		560 / 1500		
	34	No. of cylinder		6		6		
	35	Bore × Stroke		mm		108 × 125		
	36	Emission STD.		Stage 3A/Tier3		Stage 3A/Tier3		
	37	Stage		FWD/RVS		2 / 1		
	38	Operating pressure		MPa		20		
	Brake	39	Driving brake		Pneumatic Drum		Pneumatic Drum	
40		Parking Brake		Spring energy storage		Spring energy storage		

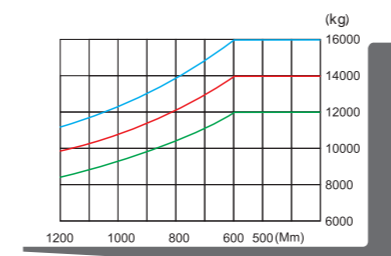
1. Special lifting height available (3.6m, 4m, 4.5m, 5m, 5.5m, 6m, 7m). 2. Attachment available.
3. The specifications in the table are for standard models only. For further information please contact us. 4. Specifications are subject to change without notice.



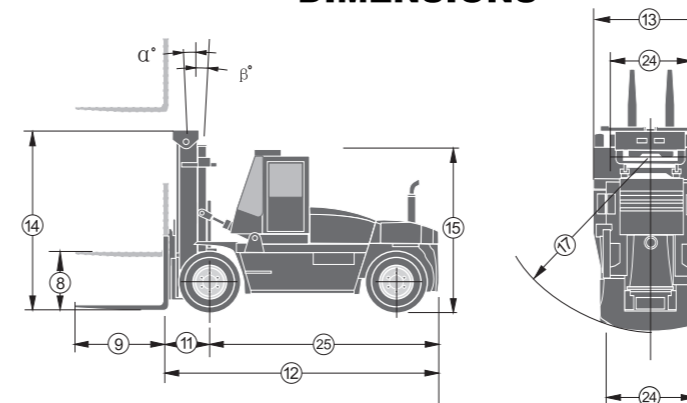
Options

- 2.5-6.0m duplex mast
- Special carriage and backrest
- Solid tyre
- Heater and air conditioner
- Other dimension forks
- Other attachments
- Fire extinguisher
- Suspension seat
- Dual air cleaner or special air cleaner
- Rear working light
- Customer painting
- Cab
- Hydraulic positioner

LOAD CHART



DIMENSIONS



R series 12.0 - 16.0t forklift mast specification:

Type	Model	Mast fork height	Overall height		Tilt range		Capacity
			Lowered	Extended Without backrest	FWD	RWD	Load capacity at 600 mm
		mm	mm	mm	(°)	(°)	kg
GX120MX	GX120M300	3000	3180	4695	6	12	12000
	GX120M330	3300	3330	4995	6	12	12000
	GX120M360	3600	3480	5295	6	12	12000
	GX120M400	4000	3680	5695	6	12	12000
	GX120M430	4300	3880	6030	6	6	12000
	GX120M450	4500	3980	6230	6	6	12000
	GX120M480	4800	4130	6530	6	6	12000
	GX120M500	5000	4230	6730	6	6	12000
	GX120M550	5500	4530	7280	3	6	10000
	GX120M600	6000	4780	7780	3	6	9000
GX140MX	GX140M300	3000	3270	4770	6	12	14000
	GX140M330	3300	3420	5070	6	12	14000
	GX140M360	3600	3570	5370	6	12	14000
	GX140M400	4000	3770	5770	6	12	14000
	GX140M430	4300	3970	6120	6	12	14000
	GX140M450	4500	4070	6320	6	12	14000
	GX140M480	4800	4220	6620	6	6	14000
	GX140M500	5000	4320	6820	6	6	14000
	GX140M550	5500	4620	7370	3	6	12000
	GX140M600	6000	4870	7870	3	6	11000
GX160MX	GX160M300	3000	3290	4790	6	12	16000
	GX160M330	3300	3440	5090	6	12	16000
	GX160M360	3600	3590	5390	6	12	16000
	GX160M400	4000	3790	5790	6	12	16000
	GX160M430	4300	3990	6140	6	12	16000
	GX160M450	4500	4090	6340	6	12	16000
	GX160M480	4800	4240	6640	6	6	16000
	GX160M500	5000	4340	6840	6	6	16000
	GX160M550	5500	4640	7390	3	6	14000
	GX160M600	6000	4890	7890	3	6	12500